

What We've Heard So Far

Port Stanley
Waterfront Master Plan
March 2022

Project Intent

- Create a guiding document that will explore how to enhance the social, economic, and environmental aspects of the waterfront.
- Provide a vision for the future use of the waterfront over the next several decades.
- Consult with community and stakeholders throughout the process.

Consultation To Date

Your input is a critical part of the process!



Key Consultation Feedback

- | | |
|--|---|
| Accessible public washrooms | Additional/improved parking |
| Shade and wind shelters | Amphitheatre/pavilion/gazebo |
| Shops, markets, vendors | Playground |
| Restaurants, food trucks, takeout | Splash pad |
| More/improved maintenance | Multi-sports court (tennis, pickleball, etc.) |
| More waste/recycling/compost receptacles | Small-craft rentals and storage |
| Winter maintenance | Improved signage |
| More seating, picnic, and rest areas | Geese issues |
| Walking paths and trails | Boat accommodations |
| Bike paths | Tree planting |
| Continuous waterfront path | Limit height of development |
| Naturalization | Water access |
| Carolinian forest, wetlands, meadows, etc. | Safe fishing areas |
| Dog park | |

Study Areas



East Harbour (The Berm)



East Main Beach



East Pier



Hofhuis Park



West Harbour

Next Steps...

March 2022 - Three (3) Preliminary Options Posted for Community Feedback on Lets Talk Central Elgin

May 2022 - Public Information Session #3 Draft Waterfront Master Plan

Survey #1 Summary

Most common waterfront activities:

- Walking/dog walking
- Playing on the beach
- Swimming
- People watching/contemplating/reading
- Picnicking, family/social gatherings

Most common waterfront spaces:

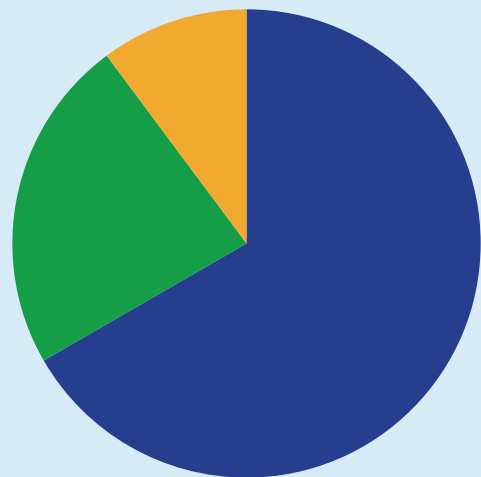
- West Pier Walkway
- Little Beach
- Main Beach
- East Pier Walkway
- Hofhuis Park

Most common age groups:

- Adults (40 to 64 yrs old)
- Children (4 to 12 yrs old)
- Family/Household together (all ages)

Frequency of use*:

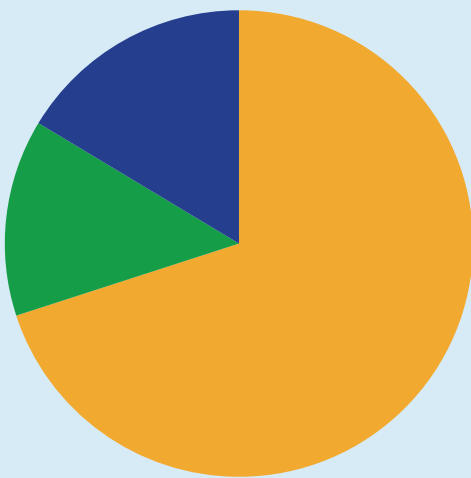
- Frequent users (67%)
- Occasional users (23%)
- Infrequent users (10%)



*108 responders, 2 skipped

Could improvements encourage more use?

- Yes (70%)
- Uncertain (16%)
- No (16%)



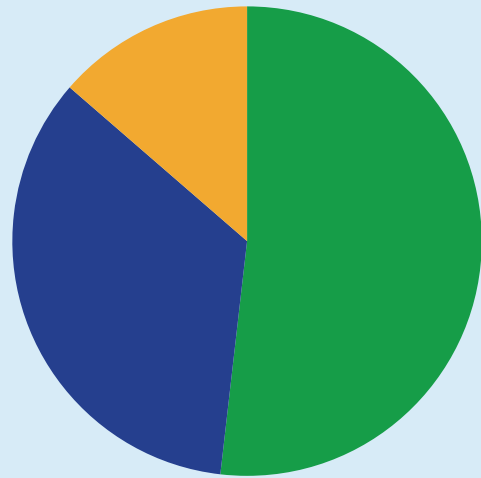
*110 responders

Top reasons for not using the waterfront:

- No parking when the waterfront is crowded
- Too crowded when we want to use the waterfront
- Not enough washrooms, places to sit, shade, etc.
- Waterfront is too far from home
- Lack of services
- Lack of vibrancy

Should the Municipality aim to attract more tourists/visitors?

- Yes (52%)
- No (34%)
- Uncertain (14%)



*110 responders

Top responses for things the master plan should provide:

- Trails
- Nature access
- Places to relax
- Shops/markets
- Entertainment
- Fishing access
- Boat access
- Paved paths
- Year-round interest

Top responses for most important waterfront improvements:

- Naturalization (green space, wetlands, forest, etc.)
- Walking paths/trails/bike paths
- Accessible washrooms
- Shops, markets, food, vendors
- Marina, and boat launch improvements
- Seating and picnic areas
- Wind and shade shelter